
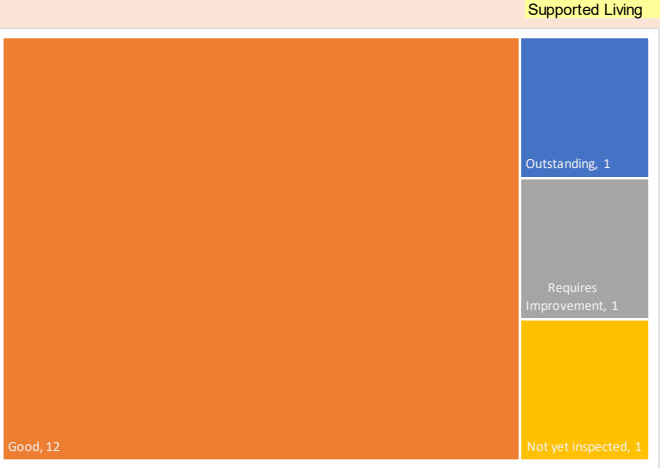


APPENDIX A - ADULT SOCIAL CARE DASHBOARD (BETA) 2025-26 – QUARTER 2

	WORKFORCE METRICS	2025-26 Q2	2025-26 Q1	Change q-on-q	Change y-on-y	2024-25 Q4	2024-25 Q3	2024-25 Q2	2024-25 Q1	Region	National	Trend most recent on right Green best, Red worst
Adult	Adult Social Worker vacancies	65	41	↑	↑	44	44	0	0			
	Overall adult vacancies	138	103	↑	↑	71	122	0	0	-	-	
	Adult Agency Usage	16	15	↑	↓	14	15	19	0	-	-	

[illegible]

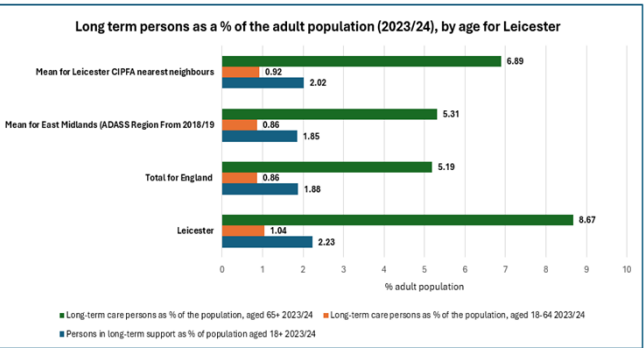
Latest CQC Ratings for selected provider type: Supported Living



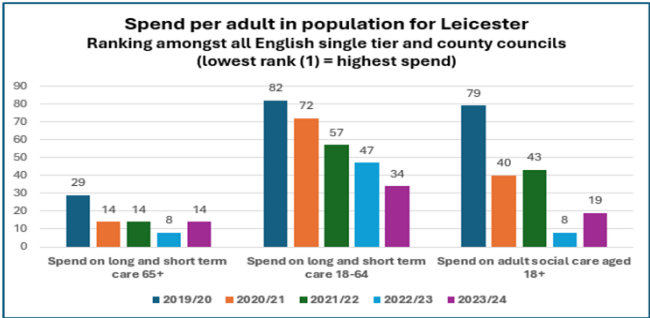
Latest CQC Ratings for all Leicester provider types



Showing the high numbers of people supported in Leicester

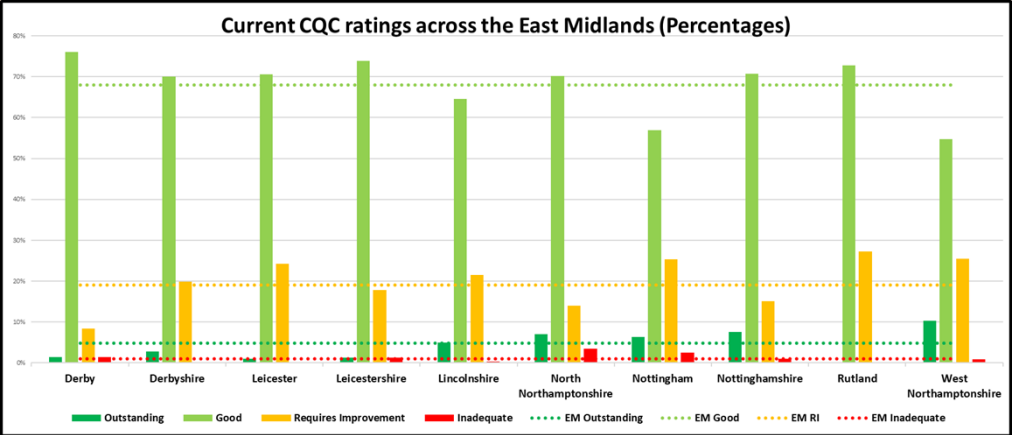


Showing the time-series of our spend against others (based on total population, as per previous chart) expressed as a ranking

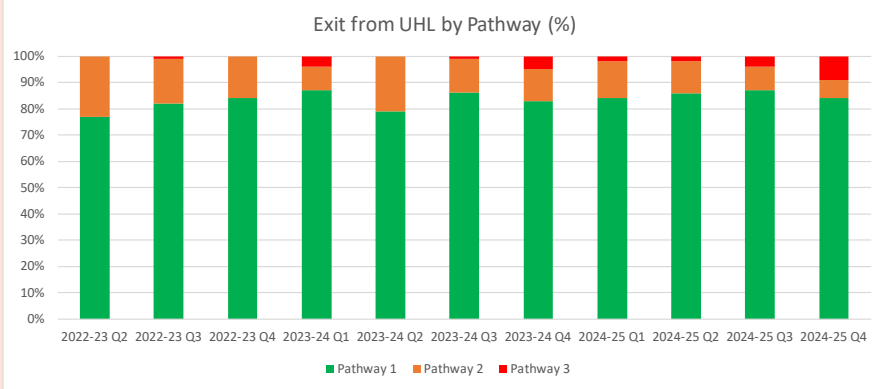
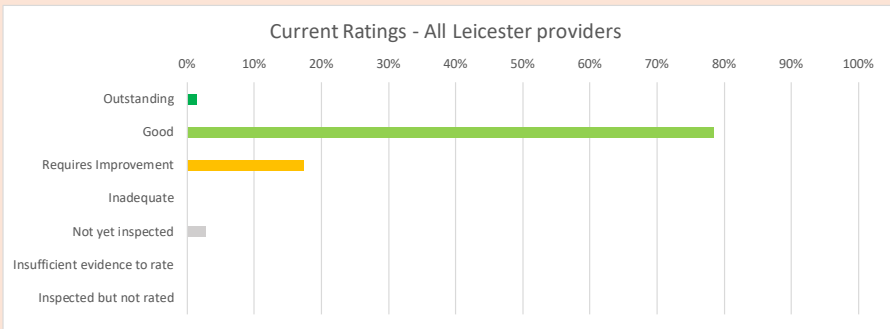


	Supported Living		All Providers	
Outstanding	1	6.7%	2	1.4%
Good	12	80.0%	113	78.5%
Requires Improvement	1	6.7%	25	17.4%
Inadequate	0	0.0%	0	0.0%
Not yet inspected	1	6.7%	4	2.8%
Insufficient evidence to rate	0	0.0%	0	0.0%
Inspected but not rated	0	0.0%	0	0.0%

The chart below is for all CQC registered providers in the region, the table is for those providers we contract with.
As such there are (a small) number of inadequate providers in Leicester, but not amongst those we contract with.



CQC ratings as of 31 March 2025. This is for all providers, not just contracted providers (Contracted providers perform better than non-contracted providers).



Showing our comparative spend per person supported

